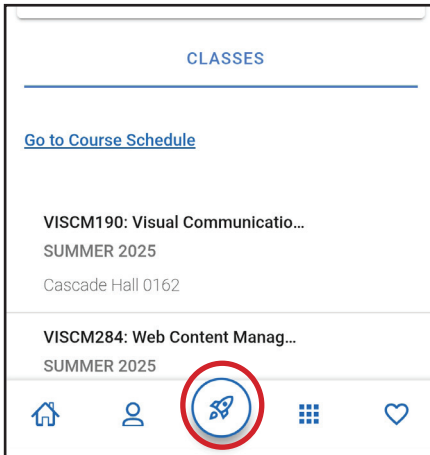


How to View Support Team

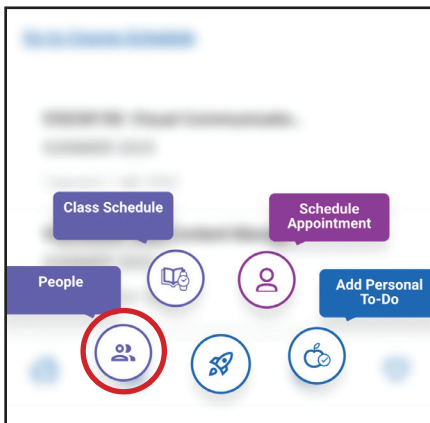
Step 1.



- Open the Navigate360 Mobile App.

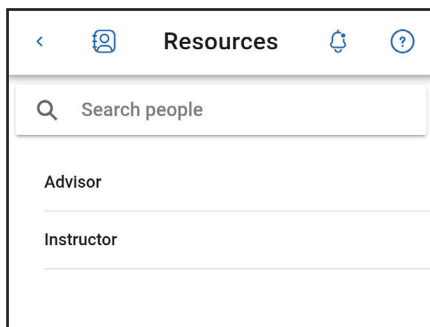
- Tap on **Quick Launch** (rocketship icon), in the center of the bottom of the screen.

Step 2.



- Tap on **“People”**

Step 3.



This will bring up the **“People”** tab in Resources and give you access to view both your Advisor and current Instructors.

- Tap on either **“Advisor”** or **“Instructor”**